

Oscar

In

Mathematics

For Primary One

(Work book)

Prepared by

Mr. Ahmed Hassan

01276911661



Days of

Saturday

Saturday

Saturday

Saturday

Saturday

Saturday

Saturday

Saturday

Saturday

Saturday

Saturday

Saturday

Saturday

Saturday

Sunday

Sunday

Sunday

Sunday

Sunday

Sunday

Sunday

Sunday

Sunday

Sunday

Sunday

Sunday

Sunday

Sunday

Monday

Monday

Monday

Monday

Monday

Monday

Monday

Monday

Monday

Monday

Monday

Monday

Monday

Monday

Tuesday

Tuesday

Tuesday

Tuesday

Tuesday

Tuesday

Tuesday

Tuesday

Tuesday

Tuesday

Tuesday

Tuesday

Tuesday

Tuesday

The Week

Wednesday

Wednesday

Wednesday

Wednesday

Wednesday

Wednesday

Wednesday

Wednesday

Wednesday

Wednesday

Wednesday

Wednesday

Wednesday

Wednesday

Thursday

Thursday

Thursday

Thursday

Thursday

Thursday

Thursday

Thursday

Thursday

Thursday

Thursday

Thursday

Thursday

Thursday

Friday

Friday

Friday

Friday

Friday

Friday

Friday

Friday

Friday

Friday

Friday

Friday

Friday

Friday



Months of

January

January

January

January

January

January

January

January

January

January

January

January

January

January

January

February

February

February

February

February

February

February

February

February

February

February

February

February

February

February

March

March

March

March

March

March

March

March

March

March

March

March

March

March

March



The Year

April

April

April

April

April

April

April

April

April

April

April

April

April

April

April

May

May

May

May

May

May

May

May

May

May

May

May

May

May

May

June

June

June

June

June

June

June

June

June

June

June

June

June

June

June



Months of

July

July

July

July

July

July

July

July

July

July

July

July

July

July

July

August

August

August

August

August

August

August

August

August

August

August

August

August

August

August

September

September

September

September

September

September

September

September

September

September

September

September

September

Septembers

September



The Year

October

October

October

October

October

October

October

October

October

October

October

October

October

October

October

November

November

November

November

November

November

November

November

November

November

November

November

November

November

November

December

December

December

December

December

December

December

December

December

December

December


December

December

December

December

DAYS OF THE WEEK



MONTHS OF THE YEAR

1 _____

3 _____

5 _____

7 _____

9 _____

11 _____

2 _____

4 _____

6 _____

8 _____

10 _____

12 _____



MR. AHMED HASSEAN

Lessons 1 - 16

Write the missing numbers.

0	1	2	3	4	5	6	7	8	9	10
---	---	---	---	---	---	---	---	---	---	----

1		3
---	--	---

4			7
---	--	--	---

6	7		
---	---	--	--

	1	2
--	---	---

		2	3
--	--	---	---

5			8
---	--	--	---

2		4		7
---	--	---	--	---

5	4	
---	---	--

10	9	8							
----	---	---	--	--	--	--	--	--	--

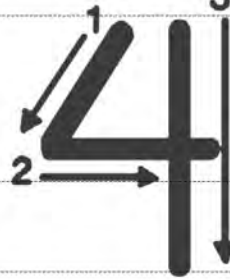
One

Two

Three

Four

Five



1 1 1 1 1 1 1 1 1 1 1 1 1

1 1 1

2 2 2 2 2 2 2 2 2 2 2 2 2

2 2 2

3 3 3 3 3 3 3 3 3 3 3 3 3

3 3 3

4 4 4 4 4 4 4 4 4 4 4 4 4

4 4 4

5 5 5 5 5 5 5 5 5 5 5 5 5

5

MR. AHMED MASSARA

Six



Seven



Eight



Nine



Zero



6 6 6 6 6 6 6 6 6 6 6 6

6 6 6

7 7 7 7 7 7 7 7 7 7 7 7

7 7 7

8 8 8 8 8 8 8 8 8 8 8 8

8 8 8

9 9 9 9 9 9 9 9 9 9 9 9


9 9 9


0 0 0 0 0 0 0 0 0 0 0 0


0 0 0


MR. FURMO WASSER


Circle the correct answer :


		
1	2	3

		
4	0	1

		
2	3	4

		
2	3	4

		
5	1	2

		
5	6	7

Complete the missing letter to write the number

S - x
-------	-------

- wo
------	-------

E-g-t
-------	-------

f-u-
------	-------

o - -
-------	-------

s-ve-
-------	-------

Th-e-
-------	-------

-iv-
------	-------

Z - - o
---------	-------

Thr--
-------	-------

f-v-
------	-------

-i- e
-------	-------

S-v-n
-------	-------

-ou-
------	-------

-ev-n
-------	-------


--x
-----	-------


Tw-
-----	-------


T--
-----	-------





How many insects are there in each group ?























Activities

1) Write:

1				
one				
2				
two				
3				
three				

2) Write the number:




3) Match with the right number:

1




three

2




one

3




two

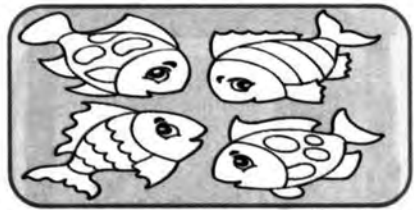
4) Color according to the given number:




1




2



3



3



1




2

5) Complete:

The number of the blue balloon

The number of the red balloon

The number of the yellow balloon



The number of the biggest rock

The number of the smallest rock

The number of the other rock



The number of the cup

The number of the box

The number of the tree



6) Circle according to the given number:



2




1



3

7) Draw dots according to the raised fingers:



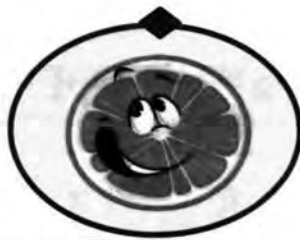
8) Circle the different shape:



9) Circle the biggest:



13) Match the same shapes:



14) Match the same sizes:



15) Match the same colors:



1) Circle the correct number of items in the picture:



8 9 10

8 9 10

8 9 10

7 9 10

2) Color according to the given number:

8





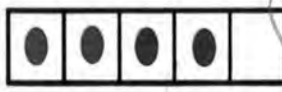


9



10



3) Count and write the number:



.....

.....

.....


.....

4) Complete:

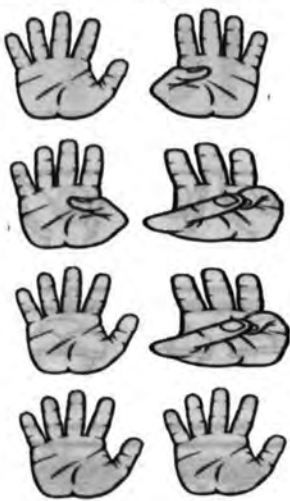


0 3 ... 5 9 ...

5) Write the numbers from (1) to (10):



6) Match to the suitable number:




7) Collect each two groups with the suitable number:




Exercise 1 Form sets of 10 similar objects each :




Exercise 2 Complete drawing • according to the number :




10



7

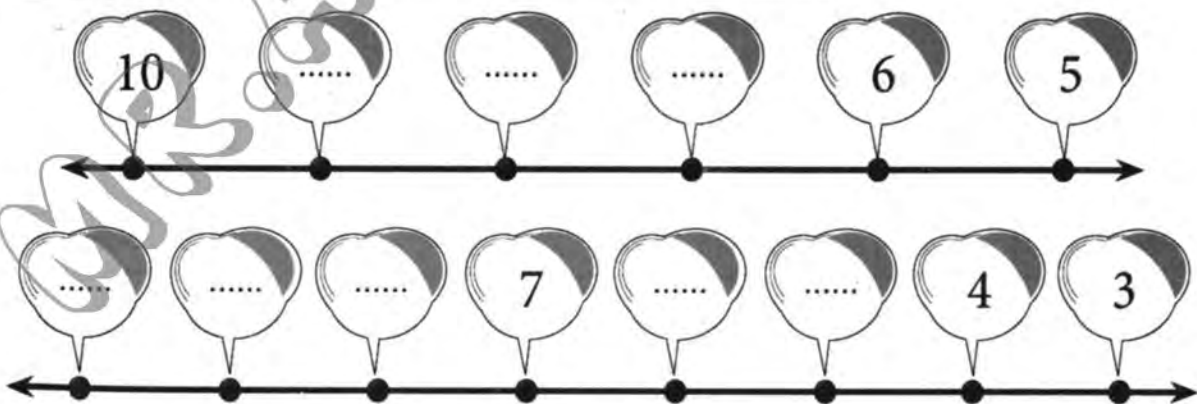


8



9

Exercise 3 Complete in the same pattern :



Lessons 17-18

Before - After

1) Write the number that comes just after:



2) Write the number that comes just before:



5) Count and write the number just after:



4



.....




.....



.....


6) Complete by writing the number just after and just before:

Before After



7) Circle the group that has (1) more than the number:

6



4



2




8) Circle the group that has (1) less than the number:

8




5



3



9) Notice and complete the missing numbers:



10) Match:





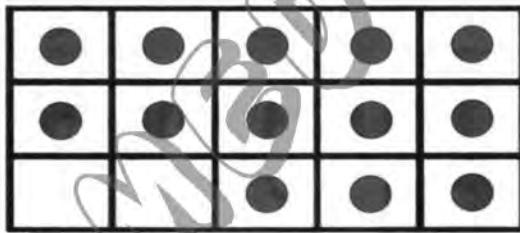
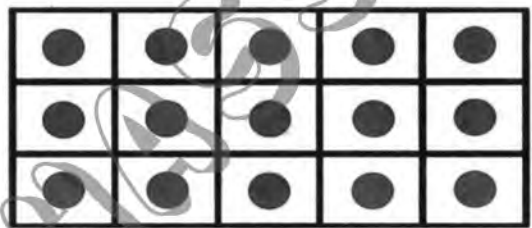



Activities

1) Write:

14				
15				

2) Count and write the number:



Exercise

1

Write the suitable number :

- (a) The number that comes just after 8 is
- (b) The number that comes just after 3 is
- (c) The number that comes just before 10 is
- (d) The number that comes just before 6 is

Exercise

2

Choose the suitable number

- (a) The number that comes just after 0 is (4, 7, 1)
- (b) The number that comes just after 6 is (5, 7, 0)
- (c) The number that comes just before 2 is (3, 0, 1)
- (d) The number that comes just before 5 is (4, 6, 7)

Exercise

3

Choose the suitable number :

- (a) The number that 1 greater than 5 is (6, 4, 5)
- (b) The number that 1 greater than 6 is (6, 7, 5)
- (c) The number that 1 less than 8 is (6, 7, 8)
- (d) The number that 1 less than 9 is (9, 8, 7)


Lessons 19-22

Practice

Count. Circle a group of ten.

Write the number and the name of the number.

11	eleven
12	twelve
13	thirteen
14	fourteen
15	fifteen







Problem Solving

7. Number Sense

Use the picture.

Write how many there are.







Count the fish. Write how many there are of each.













Circle the number that is less.

3

9

4

5

12

6

Circle the number that is greater.

7

13














6

10

8

4

Draw  to show the same number of  as .

○ Circle how many you see.

- How many  are there ?

11

12

13

- How many  are there ?

11

12

13

Lessons 25, 26, 28, 29

16	sixteen
17	seventeen
18	eighteen
19	nineteen
20	twenty

Practice

Count. Circle a group of 10.
Write the number and the name of the number.

4.



5.



6.



Problem Solving

Number Sense Choose a number from 16 to 20.

Draw that many objects.

7. Write the number. _____


8. Write the name of the number.

1	2	3	4	5	6	7	8	9	10
11	12	13	14	15	16	17	18	19	20


Count forwards using the grid.


Colour any numbers you don't know.

Count. Write how many.


















Know Your Numbers

Directions: Count the objects in each group below. Write the number word for each group of objects.

ten eleven twelve thirteen fourteen

fifteen sixteen seventeen eighteen



We've Got Your Number

Directions: Write the number word for each picture.

twenty eight one zero
four fifteen fourteen eleven nineteen



















Write the missing numbers.
Count backwards from 20 to 0.

0	1								9
									10
20									

Write the number before and after:

	9			13			18	
--	---	--	--	----	--	--	----	--

Write the number between:

10		12		13		15		9		11
----	--	----	--	----	--	----	--	---	--	----

Write the numbers in order from smallest to largest.

19	15
11	16

12	9
7	14

Exercise 1 Complete the table :

19	19	19
20	20	20

Exercise 2 Ring according to the number :

20



18



19

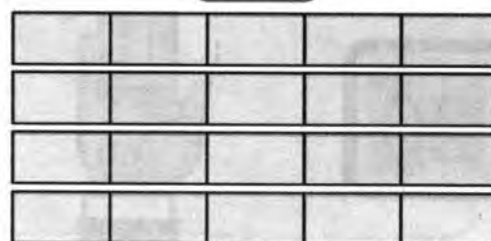


Exercise 3 Draw ● according to the number at five frame :

19



20



Exercise 4 Complete in the same pattern :

- (a) 11, 12,, 14,,,,
- (b) 14, 15, 16,,,,,
- (c),, 18, 17,, 15,,
- (d) 20,,, 17, 16,,,

Lessons 23-24

More - Less - Equal

1) Circle the number that is greater:

9

11

5

6

12

13

2

4

14

10

3

7

7

15

6

8

2) Circle the number that is less:

9

12

2

7

15

12

6

8

13

8

2

4

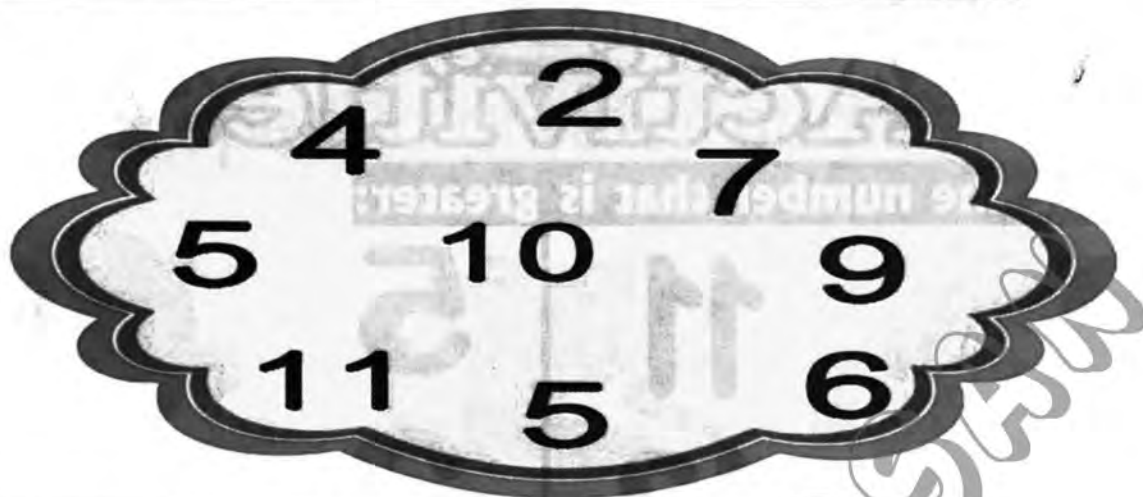
10

11

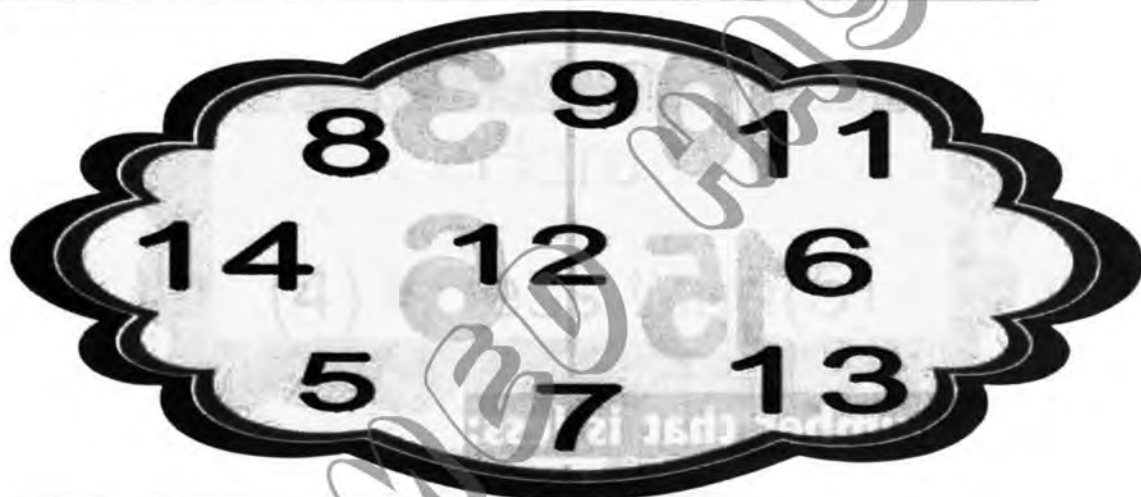
11

12

3) Circle the numbers that are more than (8):



4) Circle the numbers that are less than (10):



5) Complete using ($>$, $<$ or $=$):

6	<input type="text"/>	6		7	<input type="text"/>	6
13	<input type="text"/>	10		5	<input type="text"/>	3
12	<input type="text"/>	12		12	<input type="text"/>	11
6	<input type="text"/>	8		8	<input type="text"/>	9
10	<input type="text"/>	10		14	<input type="text"/>	15

6) Complete with the suitable number:

12 =

> 10

15 >

< 8

10 <

9 =

> 6

< 9

13 =

> 11

7) Count and put (>, < or =):

Circle the greater number.

Write in order.

14



12	19	14
----	----	----



12 14 19

Circle the greater number in each pair.

5 15

12 2

4 12

11 9

13 17

20 19

Write each set of numbers in order from smallest to biggest.

12	10	11
----	----	----

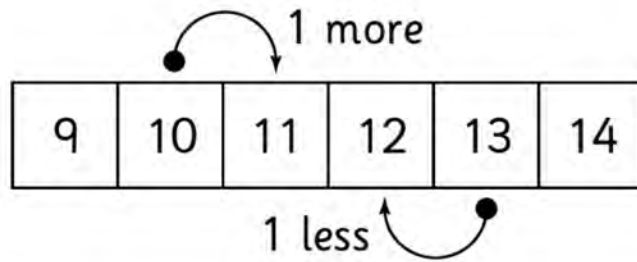
8	7	9
---	---	---

14	17	12
----	----	----

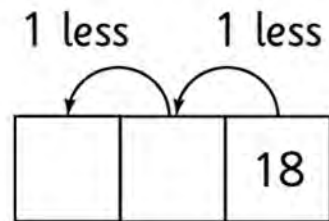
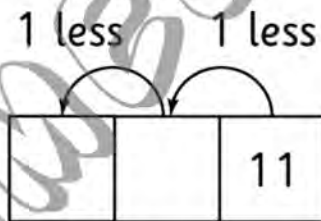
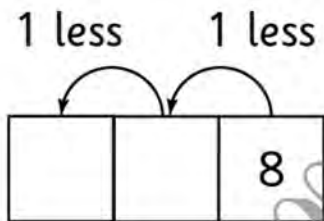
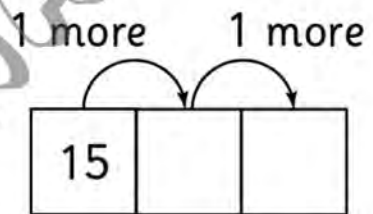
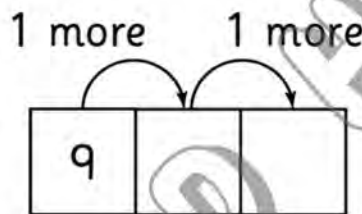
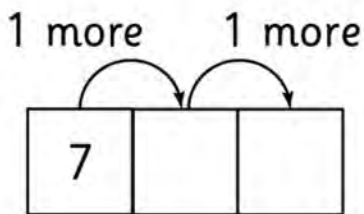
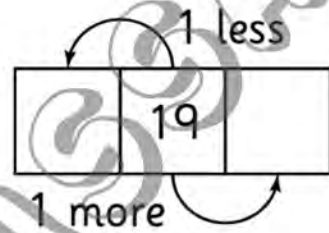
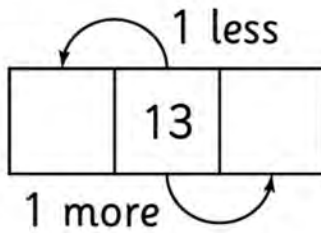
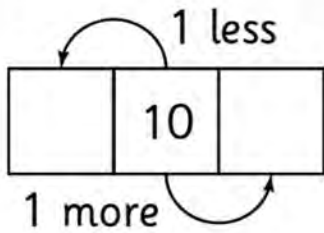
13	15	14
----	----	----

19	18	20
----	----	----


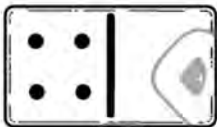
15	10	5
----	----	---




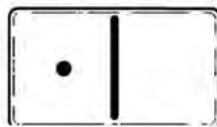

Write the missing numbers.




Draw one more on the other side.



Draw one less on the other side.

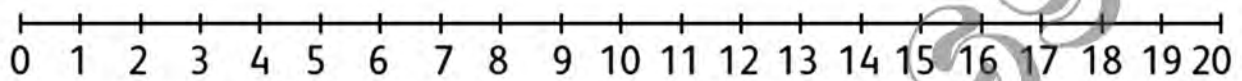


Write the missing numbers.



How many missing numbers are there?

Circle the bigger number. Use the number line to help you.



a 7 10 b 11 9
c 17 14 d 18 20
e 5 16 f 6 15

Colour the biggest number each time.

a 16 13 b 12 19
c 12 18 15 d 14 7 11

Write the number.

●	●	●	●	●
●	●	●	●	●
●	●	●		

●	●	●	●	●
●	●	●	●	●
●	●	●	●	●

●	●	●	●	●
●	●	●	●	●
●	●	●	●	●
●	●			

●	●	●	●	●
●	●	●	●	●
●	●	●	●	●
●				

Complete with a suitable number.

$16 > \dots\dots$

$10 = \dots\dots$

$15 < \dots\dots$

$7 > \dots\dots$

$\dots\dots > 11$

$\dots\dots < 1$











Write the missing numbers.

.....	2	5	10	16
-------	-------	---	-------	-------	---	-------	-------	-------	-------	----	-------	-------	-------	-------	-------	----











Ordering Numbers

A) Order the numbers from least to greatest.

1)











				
				

2)











				
				

B) Order the numbers from greatest to least.

1)

2)

Lesson 27, 30

Picture Grapgh - Bar Graph



Complete the following picture graph.



Mark ✓ for the correct choice.

- What kite has the most number ?




- What kite has the least number ?

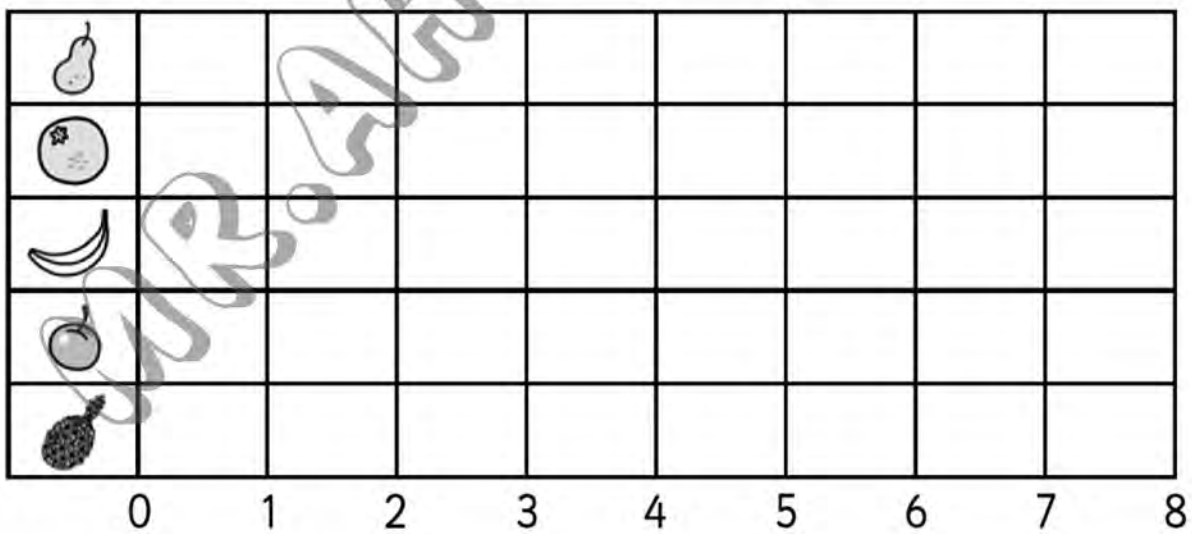



Count each type of fruit.


Complete the graph.





















Colour in 1 block for 1 fruit.



Read the graph.

Answer the questions.  = 1 student

After-school activities

Sport							
TV							
Reading							
Dancing							
Games							

Which activity did most students do? _____

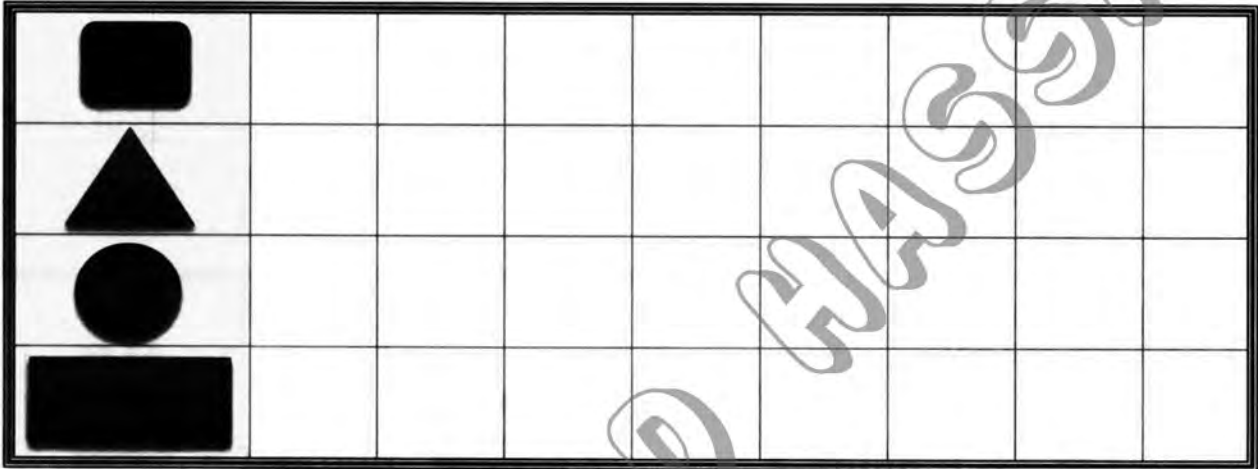

How many students chose dancing? _____

Which two activities did equal numbers of students choose? _____

How many more students chose reading than dancing? _____

How many students chose TV and sport altogether? _____

1) Complete the picture graph:




2) Complete:


 number =


 number =


 number =

 number =

3) Put (<, > or =) in boxes:

Number of  Number of 


Number of  Number of 

Number of  Number of 

Lessons 31-40

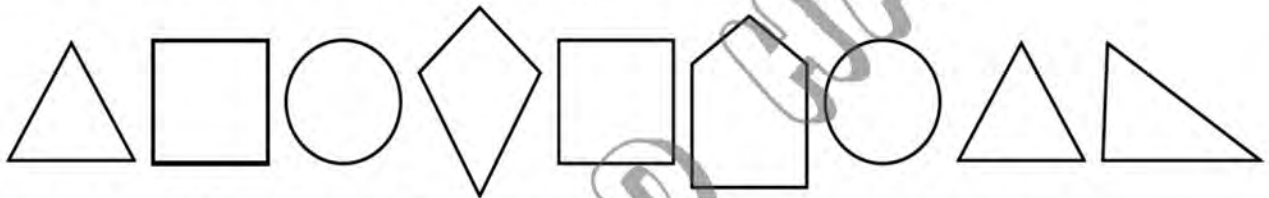
Classifying Shapes

Write how many of each shape.

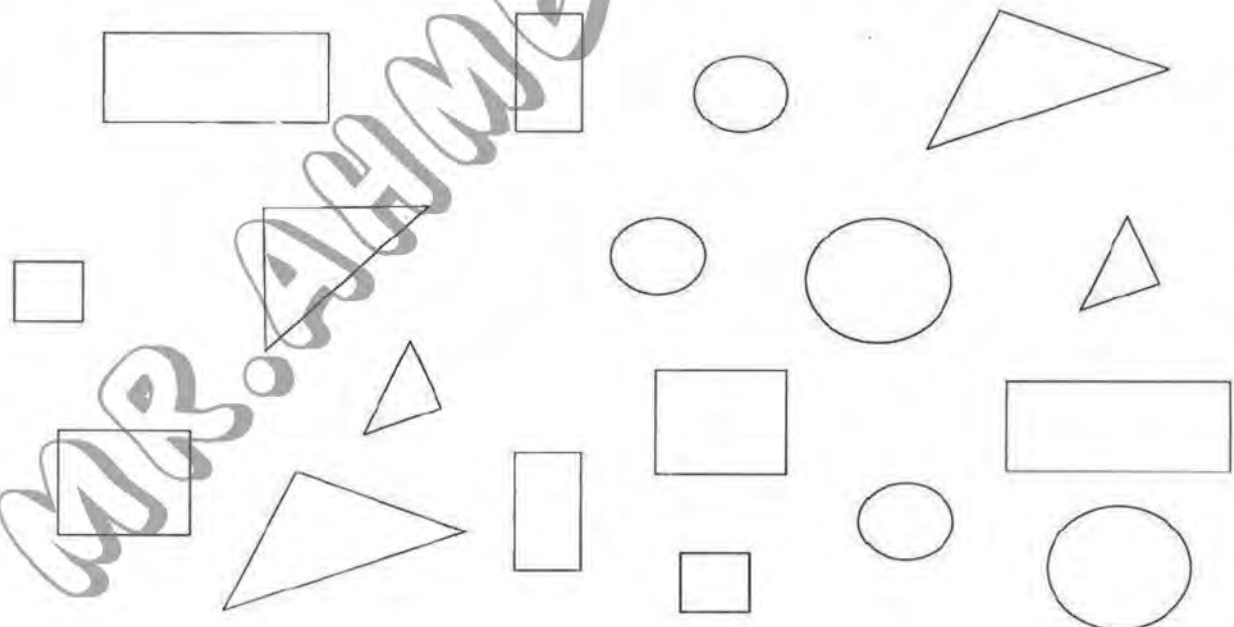


Colour the 3-sided shapes in red.

Colour the 4-sided shapes in blue.



2- Color big objects in red and small objects in green:



5) Match the similar shapes:



6) Circle the group of flowers which has the same shapes:



7) Match:



Numbers 21 - 30



Count and write the number.










Count and write the number.















Write the missing numbers on each train.



Complete with ($>$, $<$ or $=$).

$20 \bigcirc 25$

$21 \bigcirc 29$

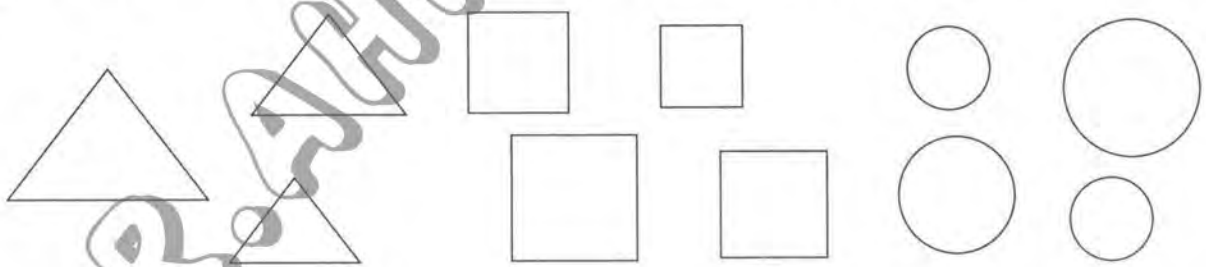
$28 \bigcirc 28$

$0 \bigcirc 28$

$27 \bigcirc 25$

$28 \bigcirc 23$

Color the same shapes with the same color.



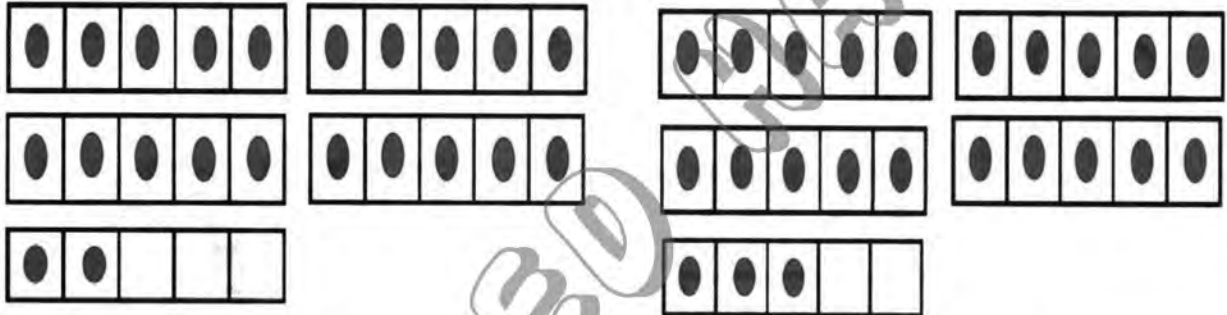


Activities

1) Write:

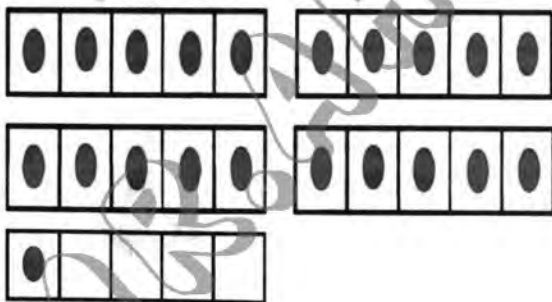

21						
22						
23						
24						

2) Count and write the number:



.....

.....


.....

.....


3) Count and circle the right number:



21 22 23 24



20 22 23 24




21 22 23 24



21 22 23 24




21 22 23 24



21 22 23 24



4) Match to the correct number:




21



22





23



24



5) Match the groups that have the same color:



2) Complete the missing numbers:

1	2			5	6
		9		11	
13			16		
19				23	24
	26			29	

3) Compare using ($>$, $<$ or $=$):

20 21

28 28






22 15

30 27

26 19

15 19

4) Count and write the numbers:



1 Complete the table :

1	2	3	8
.....	17
.....	29	30

2 Complete :

- (a) 15 >
- (b) = 28
- (c) 24 14

- (d) = 3
- (e) 0 <
- (f) 29 28

3 Complete :

(A) 24 before, (B) after 9

4 Complete :

$1 + 4 = \dots\dots\dots$	$3 + 3 = \dots\dots\dots$	$7 + 2 = \dots\dots\dots$
$5 + 2 = \dots\dots\dots$	$2 + 8 = \dots\dots\dots$	$9 + 0 = \dots\dots\dots$



5 Answer the following :



Nadin has 4 toys her father bought another 2 toys for she .
 What is the number of toys with Nadin ?
 Number of toys = + =



Adding within 10






Draw ● to find the sum for the problem.
Write the sum. The first one is done for you.



	
$3 + 4 = \underline{\quad 7 \quad}$	

	
$2 + 5 = \underline{\quad \quad}$	

	
$5 + 3 = \underline{\quad \quad}$	

	
$7 + 3 = \underline{\quad \quad}$	

	
$7 + 2 = \underline{\quad \quad}$	

	
$1 + 6 = \underline{\quad \quad}$	

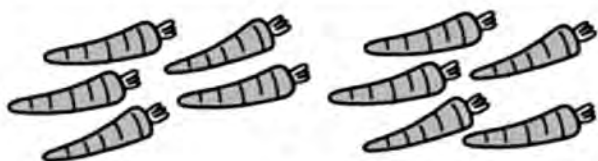
Complete the number sentences.



$$\square + \square = \square$$



$$\square + \square = \square$$



$$\square + \square = \square$$



$$\square + \square = \square$$



$$\square + \square = \square$$



$$\square + \square = \square$$



$$\square + \square = \square$$



$$\square + \square = \square$$








$$\square + \square = \square$$



$$\square + \square = \square$$



6) Complete as the given example:

  
3 + 2 = 5

 
2 + 5 =

 
1 + 4 =

 
4 + 5 =

 
..... + =

 
..... + =

 
..... + =

7) Match (2) groups to get the suitable number:



8

10

7

8) Get the sum:

$5 + 5 = \square$

$3 + 0 = \square$

$9 + 2 = \square$

$4 + 5 = \square$

$6 + 4 = \square$

$9 + 1 = \square$

$2 + 3 = \square$

$3 + 4 = \square$

9) Get the sum then match the equal results:

$5 + 2$

$= \dots$

$4 + 2$

$= \dots$

$4 + 6$

$= \dots$

$4 + 4$

$= \dots$

$5 + 5$

$= \dots$

$3 + 5$

$= \dots$

$6 + 1$

$= \dots$

$3 + 3$

$= \dots$

→ In the class, there are 5 pens, the teacher puts up 3 more.

Now there are pens.

$5 + 3 = \dots$ pens.



→ Yahya had 4 erasers, then he bought 2 more.

Now he has erasers.

$4 + 2 = \dots$ erasers.





8) Complete as the given example:

Example:




$$\textcircled{2} + \textcircled{3} = \textcircled{5}$$




$$\text{.....} + \text{.....} = \text{.....}$$

$$\text{.....} + \text{.....} = \text{.....}$$



$$\text{.....} + \text{.....} = \text{.....}$$

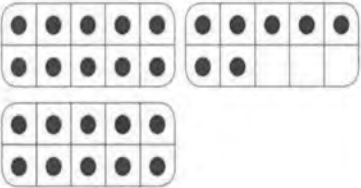
$$\text{.....} + \text{.....} = \text{.....}$$

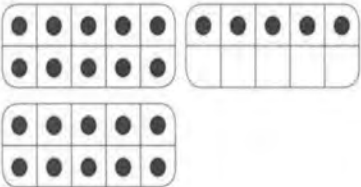



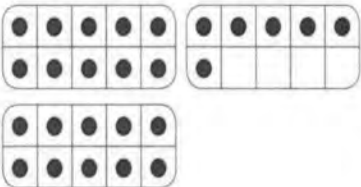
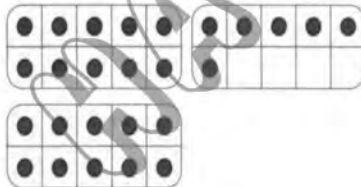
$$\text{.....} + \text{.....} = \text{.....}$$

$$\text{.....} + \text{.....} = \text{.....}$$

Count, write the number, then write (>, < or =).

<div style="border-bottom: 1px dashed black; margin-bottom: 5px;"></div>		○		<div style="border-bottom: 1px dashed black; margin-bottom: 5px;"></div>
--	---	---	--	--

<div style="border-bottom: 1px dashed black; margin-bottom: 5px;"></div>		○		<div style="border-bottom: 1px dashed black; margin-bottom: 5px;"></div>
--	---	---	--	--

<div style="border-bottom: 1px dashed black; margin-bottom: 5px;"></div>		○		<div style="border-bottom: 1px dashed black; margin-bottom: 5px;"></div>
--	--	---	---	--

Add.

$$\begin{array}{r} + 2 \\ 8 \\ \hline \end{array}$$

$$\begin{array}{r} + 2 \\ 5 \\ \hline \end{array}$$

$$\begin{array}{r} + 4 \\ 1 \\ \hline \end{array}$$

$$\begin{array}{r} + 7 \\ 0 \\ \hline \end{array}$$

$$\begin{array}{r} + 6 \\ 3 \\ \hline \end{array}$$


$$\begin{array}{r} + 3 \\ 3 \\ \hline \end{array}$$

$$\begin{array}{r} + 3 \\ 2 \\ \hline \end{array}$$









$$\begin{array}{r} + 5 \\ 3 \\ \hline \end{array}$$



Write the number that comes just after.

 21		 16	
 18		 23	

Write the number that comes just before.

	 11		 23
	 20		 9

Add.

$$\boxed{3} + \boxed{6} = \underline{\quad}$$

$$\boxed{1} + \boxed{2} = \underline{\quad}$$

$$\boxed{5} + \boxed{5} = \underline{\quad}$$

$$\boxed{3} + \boxed{5} = \underline{\quad}$$

Write the missing numbers.



20

22

24

26

28

30

Add, then complete using ($<$, $>$ or $=$).

$3 + 4$

$5 + 1$

○

$6 + 3$

$7 + 2$

$9 + 0$

$5 + 5$







$0 + 4$

$2 + 1$

○

How many are there ?

Write the sum. The first one is done for you.


$$\begin{array}{r} 2 \\ + 3 \\ \hline 5 \end{array}$$

$$\begin{array}{r} 3 \\ + 1 \\ \hline \end{array}$$

$$\begin{array}{r} 3 \\ + 4 \\ \hline \end{array}$$

$$\begin{array}{r} 4 \\ + 2 \\ \hline \end{array}$$

$$\begin{array}{r} 2 \\ + 2 \\ \hline \end{array}$$

$$\begin{array}{r} 6 \\ + 1 \\ \hline \end{array}$$

1 Notice and complete as the example :

$5 + 3 = 8$	→	$8 - 5 = \dots\dots$
$5 + 9 = \dots\dots$	→	$14 - 5 = \dots\dots$
$5 + 10 = \dots\dots$	→	$15 - 5 = \dots\dots$

2 Find the result of the following :

$\begin{array}{r} 0 \\ +6 \\ \hline \dots \end{array}$	$\begin{array}{r} 10 \\ -10 \\ \hline \dots \end{array}$	$\begin{array}{r} 7 \\ +1 \\ \hline \dots \end{array}$	$\begin{array}{r} 1 \\ -0 \\ \hline \dots \end{array}$	$\begin{array}{r} 3 \\ +4 \\ \hline \dots \end{array}$	$\begin{array}{r} 1 \\ +9 \\ \hline \dots \end{array}$
--	--	--	--	--	--

3 Choose the correct answer :

- (a) The number that comes just after 39 is (40 , 38 , 37)
- (b) The number is comes just after 20 (19 , 22 , 21)
- (c) The number is comes just before 38 (39 , 37 , 40)
- (d) The number that comes just before 35 is (34 , 36 , 37)

4 Complete the table :

Yesterday	Friday	Thursday	Wednesday
Today	Saturday	Sunday
Tomorrow	Sunday	Tuesday

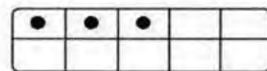




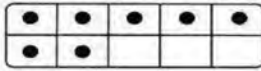
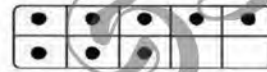
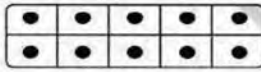
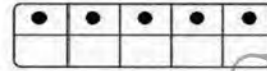
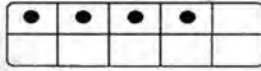
5 Answer the following :

Retal has 10 pens , she gave 3 pens to Bassem . How many pens are remained ?

The remainder = - = pens

Components of 10

1- Match to make (10):



2- Add and write the number:

	+		=	
<input type="text"/>		<input type="text"/>		<input type="text"/>

+

<input type="text"/>

=

<input type="text"/>

	+		=	
<input type="text"/>		<input type="text"/>		<input type="text"/>

+

<input type="text"/>

=

<input type="text"/>


1 Complete to get (10):

8 + 2 + 10 + 0 + 1 +


5 + 10

6 + 4 + 7 + 3 + 9 +


2 Draw to make 10, then complete:




$7 + \dots = 10$




$5 + \dots = 10$




$4 + \dots = 10$



$9 + \dots = 10$





$2 + \dots = 10$





$6 + \dots = 10$

3 Complete as the example:



 Example

	
$7 + 3 = 10$	



a

	
$8 + \dots = 10$	


b

	
$3 + \dots = 10$	



c

	
$9 + \dots = 10$	



d

	
$\dots + 10 = 10$	

e

	
$4 + \dots = 10$	

f

	
$5 + \dots = 10$	

Draw the pictures to make sums of 10.

Write the numbers.

7 and 3

and

and

and

and

and

and

and

and

I. Which are sums of 10?

Circle them
as fast as you can.



Sums of 10 Search


$3 + 7$	$3 + 8$	$2 + 8$
$4 + 7$	$10 + 0$	$10 + 1$
$4 + 6$	$9 + 0$	$1 + 9$
$5 + 6$	$8 + 2$	$8 + 3$
$5 + 5$	$7 + 3$	$9 + 1$
$6 + 4$	$7 + 4$	$8 + 4$
$6 + 3$	$3 + 6$	$0 + 10$


Lessons 41 - 46

Numbers 31 - 40



Circle the objects in groups of ten, then write how many are there in all.













Subtracting within 10

1- Subtract:



$$7 - 3 = 4$$



$$8 - 2 = \dots$$



$$10 - 5 = \dots$$



$$6 - 4 = \dots$$

2- Subtract and match:

$$6 - 5 = 1$$




$$4 - 2 = \dots$$



$$9 - 3 = \dots$$



$$8 - 4 = \dots$$



A) Observe each picture model and identify the correct subtraction sentence.



a) $10 - 9 = 1$

b) $10 - 3 = 7$

c) $10 - 6 = 4$



a) $7 - 6 = 1$

b) $7 - 4 = 3$

c) $7 - 1 = 6$



a) $9 - 6 = 3$

b) $9 - 1 = 8$

c) $9 - 5 = 4$



a) $6 - 4 = 2$

b) $6 - 3 = 3$


c) $6 - 1 = 5$

B) Choose the correct picture model that best suits each subtraction sentence.


1) $6 - 1 = 5$



2) $4 - 2 = 2$



3) $5 - 4 = 1$





4) $7 - 6 = 1$




Write the subtraction sentence to represent each picture model.


1) 
_____ - _____ = _____

2) 
_____ - _____ = _____

3) 
_____ - _____ = _____

4) 
_____ - _____ = _____

5) 
_____ - _____ = _____

6) 
_____ - _____ = _____

7) 
_____ - _____ = _____

8) 
_____ - _____ = _____

Count the dots displayed on each pair of dice. Write the difference in the boxes given below.

1)  -  =

2)  -  =

3)  -  =

4)  -  =

5)  -  =

6)  -  =

7)  -  =

8)  -  =

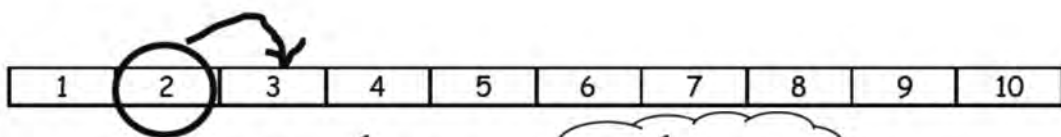
9)  -  =

10)  -  =

11)  -  =


12)  -  =

Use the number path to solve.




$3 - 2 = \underline{1}$. . . $2 + \underline{1} = 3$

1.



$6 - 4 = \underline{\quad}$. . . $4 + \underline{\quad} = 6$

2.




$8 - 5 = \underline{\quad}$. . . $5 + \underline{\quad} = 8$

3.




$9 - 6 = \underline{\quad}$. . . $6 + \underline{\quad} = 9$

4.



$9 - 3 = \underline{\quad}$. . . $3 + \underline{\quad} = 9$

 Subtract. Cross out and write how many are left.



$6 - 1 =$



$4 - 3 =$

$8 - 6 =$

$10 - 4 =$

$9 - 7 =$

$3 - 2 =$

MR. AHMED HASSAN

Lessons 47-48

The relation between addition and subtraction





$1 + 3 = 4$





$4 - 1 = 3$





$3 + 1 = 4$

$4 - 3 = 1$

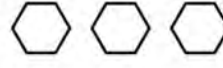

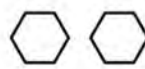
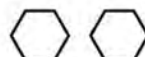
	$3 + 2 = \underline{\quad}$
	$\underline{\quad} + \underline{\quad} = \underline{\quad}$
	$\underline{\quad} - \underline{\quad} = \underline{\quad}$
	$\underline{\quad} - \underline{\quad} = \underline{\quad}$





	$2 + 4 = \underline{\quad}$
	$\underline{\quad} + \underline{\quad} = \underline{\quad}$
	$\underline{\quad} - \underline{\quad} = \underline{\quad}$
	$\underline{\quad} - \underline{\quad} = \underline{\quad}$





	$\underline{\quad} + \underline{\quad} = \underline{\quad}$
	$\underline{\quad} + \underline{\quad} = \underline{\quad}$
	$\underline{\quad} - \underline{\quad} = \underline{\quad}$
	$\underline{\quad} - \underline{\quad} = \underline{\quad}$

	$\underline{\quad} + \underline{\quad} = \underline{\quad}$
	$\underline{\quad} + \underline{\quad} = \underline{\quad}$
	$\underline{\quad} - \underline{\quad} = \underline{\quad}$
	$\underline{\quad} - \underline{\quad} = \underline{\quad}$

	$\underline{\quad} + \underline{\quad} = \underline{\quad}$
	$\underline{\quad} + \underline{\quad} = \underline{\quad}$
	$\underline{\quad} - \underline{\quad} = \underline{\quad}$
	$\underline{\quad} - \underline{\quad} = \underline{\quad}$


	$\underline{\quad} + \underline{\quad} = \underline{\quad}$
	$\underline{\quad} + \underline{\quad} = \underline{\quad}$
	$\underline{\quad} - \underline{\quad} = \underline{\quad}$
	$\underline{\quad} - \underline{\quad} = \underline{\quad}$


	$\underline{\quad} + \underline{\quad} = \underline{\quad}$
	$\underline{\quad} + \underline{\quad} = \underline{\quad}$
	$\underline{\quad} - \underline{\quad} = \underline{\quad}$
	$\underline{\quad} - \underline{\quad} = \underline{\quad}$

	$\underline{\quad} + \underline{\quad} = \underline{\quad}$
	$\underline{\quad} + \underline{\quad} = \underline{\quad}$
	$\underline{\quad} - \underline{\quad} = \underline{\quad}$
	$\underline{\quad} - \underline{\quad} = \underline{\quad}$

Write the number sentence and solve.

Use + or - and = .



2 + 3 = 5 

5 coconuts
in a tree.
2 fall out.



6 birds on
a branch.
3 more
arrive.



4 people
in a line.
1 more
arrives.



8 worms.
Birds eat 3.



10 cherries.
4 get eaten.




5 pencils.
7 children.
How many
more pencils
do they need?





Put (+) or (-).



$3 \square 2 = 5$

$8 \square 2 = 6$

$9 \square 4 = 5$

$3 \square 3 = 0$

$6 \square 3 = 3$

$5 \square 3 = 8$

$2 \square 6 = 8$


$5 \square 4 = 9$

$10 \square 3 = 7$

$9 \square 1 = 10$

$6 \square 4 = 10$

$2 \square 7 = 9$



$10 \square 8 = 2$

$7 \square 3 = 4$

$5 \square 5 = 10$

$7 \square 5 = 2$

$5 \square 2 = 7$

$1 \square 0 = 1$

Add or Subtract?

$2 \square + 4 = 6$

$8 \square 5 = 3$

$7 \square 2 = 9$

$3 \square 4 = 7$

$3 \square 6 = 9$

$5 \square 2 = 3$

$6 \square 4 = 2$

$9 \square 3 = 6$

$5 \square 3 = 2$

$7 \square 3 = 4$

$2 \square 5 = 7$

$3 \square 5 = 8$



Activities

1) Complete as the example:

$$6 + 3 = 9$$

$$3 + 6 = \square$$

$$9 - 3 = \square$$

$$9 - 6 = \square$$

$$5 + 2 = 7$$

$$2 + 5 = \square$$

$$7 - 2 = \square$$

$$7 - 5 = \square$$

$$6 + 2 = 8$$

$$2 + 6 = \square$$

$$8 - 2 = \square$$

$$8 - 6 = \square$$

$$7 + 3 = 10$$

$$3 + 7 = \square$$

$$10 - 3 = \square$$

$$10 - 7 = \square$$

2) Life problems:

1) You have a basket containing 5 apples. If you took away two apples, how many apples are left?



The left =  -  = 

2) There were 6 birds in a tree. 2 flew.
How many birds are left?



The left =  -  = 

3) Hind drew 6 flowers. Then she deleted 3 of them.
How many flowers are left in the picture?



The left =  -  = 

4) Ahmed raised 5 fingers. Then he hid four of them.
How many fingers are still raised?



The left = - =

3) Complete:

$9 + 1 = \square$

$5 + 2 = \square$

$4 + 3 = \square$

$7 - 5 = \square$

$9 - 3 = \square$

$9 - 2 = \square$

4) Complete using ($>$ or $<$ or $=$):

$4 + 5 \square 8 + 2$

$3 + 3 \square 2 + 4$

$6 + 4 \square 4 + 4$

$4 + 2 \square 8 + 1$

$8 + 1 \square 7 + 2$

$7 + 3 \square 3 + 2$



Lessons 49-50
Fact Families

MR. AHMED HASSAN

Count on 1, 2, or 3.

Count on to add.

1.

$6 + 2 = 8$

2.

$6 + 1 = \underline{\quad}$

3. $5 + 1 = \underline{\quad}$ 4. $8 + 1 = \underline{\quad}$ 5. $4 + 2 = \underline{\quad}$

6. $5 + 2 = \underline{\quad}$ 7. $6 + 3 = \underline{\quad}$ 8. $9 + 1 = \underline{\quad}$

9. $\begin{array}{r} 6 \\ +2 \\ \hline \end{array}$

10. $\begin{array}{r} 7 \\ +3 \\ \hline \end{array}$

11. $\begin{array}{r} 3 \\ +1 \\ \hline \end{array}$

12. $\begin{array}{r} 8 \\ +2 \\ \hline \end{array}$

13. $\begin{array}{r} 4 \\ +1 \\ \hline \end{array}$

14. $\begin{array}{r} 5 \\ +3 \\ \hline \end{array}$

15. $\begin{array}{r} 3 \\ +2 \\ \hline \end{array}$

16. $\begin{array}{r} 8 \\ +1 \\ \hline \end{array}$

17. $\begin{array}{r} 2 \\ +1 \\ \hline \end{array}$

18. $\begin{array}{r} 7 \\ +2 \\ \hline \end{array}$

19. $\begin{array}{r} 9 \\ +1 \\ \hline \end{array}$

20. $\begin{array}{r} 4 \\ +3 \\ \hline \end{array}$

21. $\begin{array}{r} 7 \\ +1 \\ \hline \end{array}$

22. $\begin{array}{r} 5 \\ +2 \\ \hline \end{array}$

23. $\begin{array}{r} 6 \\ +1 \\ \hline \end{array}$

24. $\begin{array}{r} 3 \\ +2 \\ \hline \end{array}$

25. $\begin{array}{r} 5 \\ +1 \\ \hline \end{array}$

26. $\begin{array}{r} 6 \\ +3 \\ \hline \end{array}$


Problem Solving ▶ **Visual Thinking**


27. How many and ?



Count back 1, 2, or 3.

Count back to subtract.

1. 
8 7 6 5
 $8 - 3 = 5$

2. 
8 _____
 $8 - 2 = \underline{\quad}$

3. $10 - 3 = \underline{\quad}$ 4. $10 - 2 = \underline{\quad}$ 5. $10 - 1 = \underline{\quad}$

6. $7 - 2 = \underline{\quad}$ 7. $9 - 1 = \underline{\quad}$ 8. $2 - 2 = \underline{\quad}$

9. $\begin{array}{r} 6 \\ -3 \\ \hline \end{array}$ 10. $\begin{array}{r} 10 \\ -1 \\ \hline \end{array}$ 11. $\begin{array}{r} 7 \\ -1 \\ \hline \end{array}$ 12. $\begin{array}{r} 6 \\ -2 \\ \hline \end{array}$ 13. $\begin{array}{r} 5 \\ -1 \\ \hline \end{array}$ 14. $\begin{array}{r} 7 \\ -2 \\ \hline \end{array}$

15. $\begin{array}{r} 9 \\ -3 \\ \hline \end{array}$ 16. $\begin{array}{r} 10 \\ -2 \\ \hline \end{array}$ 17. $\begin{array}{r} 8 \\ -3 \\ \hline \end{array}$ 18. $\begin{array}{r} 9 \\ -2 \\ \hline \end{array}$ 19. $\begin{array}{r} 8 \\ -2 \\ \hline \end{array}$ 20. $\begin{array}{r} 7 \\ -3 \\ \hline \end{array}$

Problem Solving ▶ **Reasoning**

21. There are **4** sheep.
2 of the sheep are black.
How many sheep are white?

Draw or write to explain.

_____ white sheep

Lessons 51 - 60

Numbers up to 100

Complete the hundred chart:

1		3	4		7		9	
	12		14					20
	22			25				
31			34			37		39
		43			46		48	
51				55		57		60
			64				69	
71		73			76			80
			84			87		
91					96			99
								100

Match the number names to the two-digit numbers.

fourteen

twenty-five

thirty-six

forty-seven

25

36

14

47

Some numbers on the 100 chart are covered.

Start at ■ and count forwards until you get to 45.

Start at ▲ and count backwards until you get to 1.

Start at ● and count forwards to 100.

1	2	3	4	5	6	7	8	▲	10
11	12	13	14	15	16	17	18	19	20
21	22	●	24	25	★	27	28	29	30
31	32	33	34	35	36	◆	38	39	■
●	42	43	44	45	46	47	48	49	50
51	52	53	54	55	56	57	58	59	60
61	62	63	●	65	66	67	●	69	70
71	72	73	74	75	76	77	78	79	80
81	●	83	84	85	86	87	88	89	90
91	92	93	94	95	96	97	●	99	100

Draw the shape that is covering these numbers.

23 37 41 82

Write the number:

Before

After

18

29

30

43

Before

After



49

64

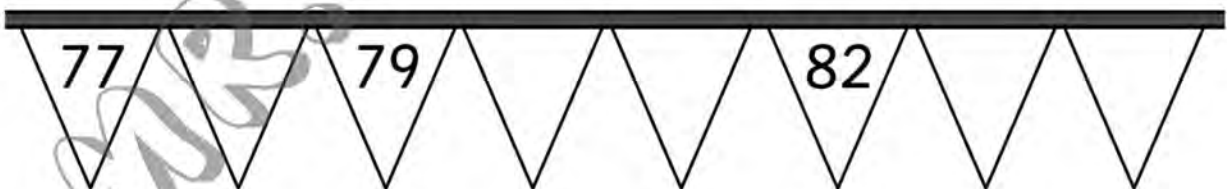
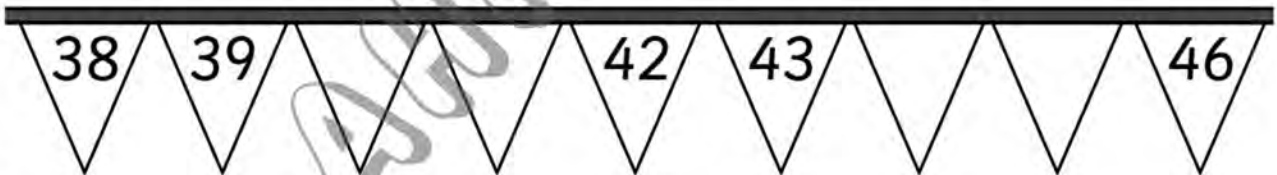
88

99

Write the number before
and the number after.



Complete the flags.



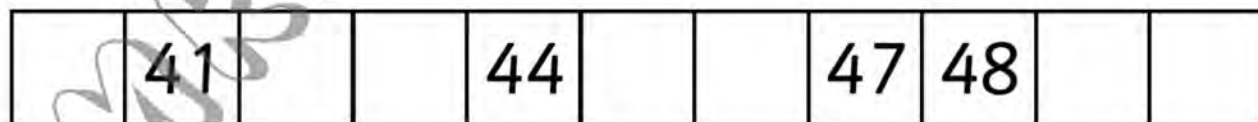
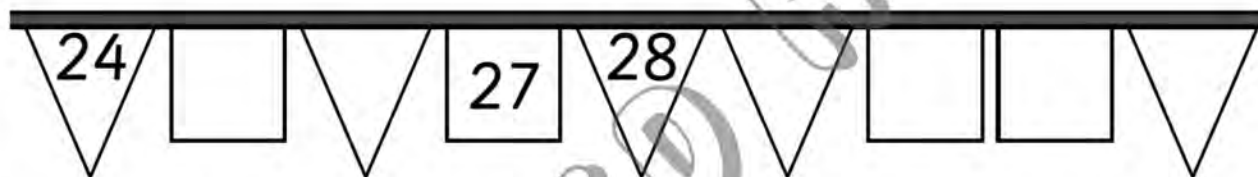
1 Write over the dotted numbers.

2 Say all the number names out loud.

3 Count back from 50 to 1.

1	2	3	4	5	6	7	8	9	10
11	12	13	14	15	16	17	18	19	20
21	22	23	24	25	26	27	28	29	30
31	32	33	34	35	36	37	38	39	40
41	42	43	44	45	46	47	48	49	50

3 Fill in the missing numbers.
Use the 1–50 box to help you.



I. Draw lines to match.

twenty

12

twelve

4

ten

14

four

20

fourteen

10

forty

13

thirty

40

thirteen

30

fifty-seven

75

eighty-nine

17

seventy-five

57

seventeen

99

sixty-one

89

ninety-nine

61

Use a ruler
to help you
draw lines.



MR. AHMED HASAN

Write each number.

2. sixteen

3. fifteen

4. forty-seven

5. twenty-nine

6. thirty-six

7. sixty-three

8. fifty-eight

9. seventy-four

10. ninety-two

11. eleven

Write each word name.

12. 56 _____

13. 22 _____

Use the word names on the page to help you.



14. How many tens and ones are there in forty-three?
Explain how you know.

I Can Count Starting at ANY Number!

Directions: Say each number out loud. Then, count forward by ones.
(Teachers, use this sheet to record student counting.)

23

45

72

66

41

83

22

19

60

57

35

90

28

48

64

55


86

39

61

77

82



Comparing Numbers

Up to 2-digit: S1

A) Write the symbol $>$, $<$ or $=$ in each box.

1) 12 15

2) 16 9

3) 11 7

4) 99 99

5) 37 37

6) 6 14

7) 13 8

8) 3 5

B) Circle the greater number in each pair.

9) 26 38

10) 15 7

11) 17 9

12) 34 35

C) Circle the smaller number in each pair.

13) 4 1

14) 17 11





15) 6 12

16) 22 25

Activities

1) Answer:


1	2	3	4	5	6	7	8	9	10
11	12	13	14	15	16	17	18	19	20
21	22	23	24	25	26	27	28	29	30
31	32	33	34	35	36	37	38	39	40
41	42	43	44	45	46	47	48	49	50
51	52	53	54	55	56	57	58	59	60
61	62	63	64	65	66	67	68	69	70
71	72	73	74	75	76	77	78	79	80
81	82	83	84	85	86	87	88	89	90
91	92	93	94	95	96	97	98	99	100

- ☞ Color all numbers that contain (5) in 
- ☞ Color all numbers that contain two similar digits in 
- ☞ Color all numbers that contain (0) in 
- ☞ Color all numbers that contain (1) in 

2) Complete:

 20	 21	 22	 23	 60	 	 	
 30	 31	 32	 33	 70	 	 	
 40	 	 	 	 80	 	 	
 50	 	 	 	 90	 	 	

Telling time

Use  . Write the time.

1.



The hour hand is on 9. The minute hand is on 12.

9 o'clock

2.



1 o'clock

3.



11 o'clock

4.




6 o'clock

5.

Talk About It

Where are the hour hand and the minute hand when it is 4 o'clock?

Use  . Write the time.

6.



1 o'clock

7.



8 o'clock

8.



3 o'clock

9.



12 o'clock

10.





5 o'clock

11.




10 o'clock

Write the time.




o'clock



o'clock




o'clock



o'clock




o'clock



o'clock



o'clock

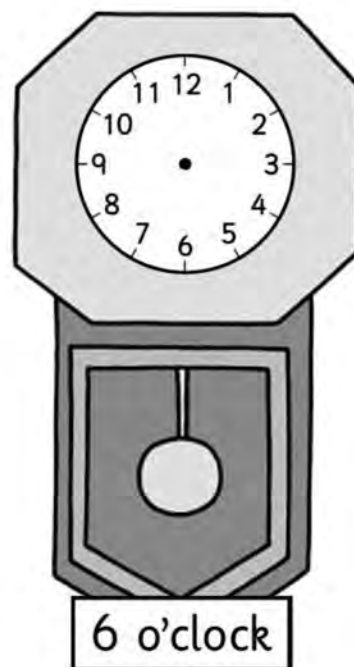





o'clock

Draw hands on the clocks to show the correct time.



7 o'clock



Look at these activities.

a Draw the hands on each clock to show the time.



five o'clock



two o'clock



eight o'clock



twelve o'clock

b Write 1 to 4 in the box for each picture to show the right order of the activities.

Match the clocks and times.



six o'clock



ten o'clock



four o'clock



one o'clock



two o'clock



seven o'clock



eleven o'clock



eight o'clock



nine o'clock



three o'clock

What time is it?

1.



2.



3.



4.



5.



6.



Draw the missing hour hand.

7.



8.



9.




10.



MR. AHMED

Belong & Does not Belong





◆ Draw (×) on the picture that does not belong in each group as in the example:

Example				
----------------	---	---	--	---

1				
----------	--	--	---	--

2				
----------	---	---	--	---

3				
----------	---	---	--	---

4				
----------	---	---	--	---

Adding & Subtracting within 20

Add or subtract.

$$\begin{array}{r} 1. \quad 4 \\ + 9 \\ \hline \end{array}$$

$$\begin{array}{r} 2. \quad 13 \\ - 6 \\ \hline \end{array}$$

$$\begin{array}{r} 3. \quad 4 \\ + 5 \\ \hline \end{array}$$

$$\begin{array}{r} 4. \quad 8 \\ + 7 \\ \hline \end{array}$$

$$\begin{array}{r} 5. \quad 11 \\ - 6 \\ \hline \end{array}$$

$$\begin{array}{r} 6. \quad 17 \\ - 8 \\ \hline \end{array}$$

$$\begin{array}{r} 7. \quad 5 \\ + 7 \\ \hline \end{array}$$

$$\begin{array}{r} 8. \quad 13 \\ - 5 \\ \hline \end{array}$$

$$\begin{array}{r} 9. \quad 16 \\ - 9 \\ \hline \end{array}$$

$$\begin{array}{r} 10. \quad 3 \\ + 8 \\ \hline \end{array}$$

$$\begin{array}{r} 11. \quad 9 \\ - 8 \\ \hline \end{array}$$

$$\begin{array}{r} 12. \quad 7 \\ + 6 \\ \hline \end{array}$$

$$\begin{array}{r} 13. \quad 9 \\ - \square \\ \hline 7 \end{array}$$

$$\begin{array}{r} 14. \quad 6 \\ + \square \\ \hline 10 \end{array}$$

$$\begin{array}{r} 15. \quad 8 \\ - \square \\ \hline 3 \end{array}$$

$$\begin{array}{r} 16. \quad 6 \\ + \square \\ \hline 12 \end{array}$$

$$\begin{array}{r} 17. \quad 0 \\ + \square \\ \hline 9 \end{array}$$

$$\begin{array}{r} 18. \quad 15 \\ - \square \\ \hline 6 \end{array}$$

Problem Solving Real World

Solve. Draw or write to explain.

19. Kara has 9 drawings.
She gives 4 away. How many
drawings does Kara have now?

_____ drawings

20. WRITE Math Choose two numbers
from 5 to 9. Use your numbers to
write an addition sentence. Draw
a picture to show your work.

$$\begin{array}{r} 8 \\ - 3 \\ \hline \end{array}$$

$$\begin{array}{r} 11 \\ - 5 \\ \hline \end{array}$$

$$\begin{array}{r} 2 \\ + 6 \\ \hline \end{array}$$

$$\begin{array}{r} 16 \\ - 9 \\ \hline \end{array}$$

$$\begin{array}{r} 8 \\ + 4 \\ \hline \end{array}$$

$$\begin{array}{r} 3 \\ - 1 \\ \hline \end{array}$$

$$\begin{array}{r} 5 \\ + 3 \\ \hline \end{array}$$

$$\begin{array}{r} 5 \\ - 4 \\ \hline \end{array}$$

$$\begin{array}{r} 9 \\ + 6 \\ \hline \end{array}$$

$$\begin{array}{r} 12 \\ - 3 \\ \hline \end{array}$$

$$\begin{array}{r} 6 \\ + 5 \\ \hline \end{array}$$

$$\begin{array}{r} 10 \\ - 8 \\ \hline \end{array}$$

$$\begin{array}{r} 7 \\ + 2 \\ \hline \end{array}$$

$$\begin{array}{r} 7 \\ - 3 \\ \hline \end{array}$$

$$\begin{array}{r} 8 \\ + 7 \\ \hline \end{array}$$

$$\begin{array}{r} 6 \\ - 4 \\ \hline \end{array}$$

$$\begin{array}{r} 4 \\ + 5 \\ \hline \end{array}$$

$$\begin{array}{r} 15 \\ - 8 \\ \hline \end{array}$$

$$\begin{array}{r} 2 \\ + 8 \\ \hline \end{array}$$

$$\begin{array}{r} 14 \\ - 6 \\ \hline \end{array}$$

$$\begin{array}{r} 8 \\ + 3 \\ \hline \end{array}$$

$$\begin{array}{r} 12 \\ - 5 \\ \hline \end{array}$$

$$\begin{array}{r} 7 \\ + 6 \\ \hline \end{array}$$

$$\begin{array}{r} 9 \\ - 2 \\ \hline \end{array}$$

$$\begin{array}{r} 6 \\ + 5 \\ \hline \end{array}$$

$$\begin{array}{r} 8 \\ - 5 \\ \hline \end{array}$$

$$\begin{array}{r} 3 \\ + 6 \\ \hline \end{array}$$

$$\begin{array}{r} 5 \\ - 3 \\ \hline \end{array}$$

$$\begin{array}{r} 3 \\ + 5 \\ \hline \end{array}$$

$$\begin{array}{r} 13 \\ - 4 \\ \hline \end{array}$$

$$\begin{array}{r} 5 \\ + 2 \\ \hline \end{array}$$

$$\begin{array}{r} 9 \\ - 4 \\ \hline \end{array}$$

$$\begin{array}{r} 4 \\ + 7 \\ \hline \end{array}$$

$$\begin{array}{r} 16 \\ - 7 \\ \hline \end{array}$$

$$\begin{array}{r} 8 \\ + 3 \\ \hline \end{array}$$

$$\begin{array}{r} 18 \\ - 9 \\ \hline \end{array}$$

$$\begin{array}{r} 6 \\ + 4 \\ \hline \end{array}$$

$$\begin{array}{r} 10 \\ - 2 \\ \hline \end{array}$$

$$\begin{array}{r} 9 \\ + 1 \\ \hline \end{array}$$

$$\begin{array}{r} 14 \\ - 9 \\ \hline \end{array}$$

$$\begin{array}{r} 1 \\ + 7 \\ \hline \end{array}$$

$$\begin{array}{r} 7 \\ - 5 \\ \hline \end{array}$$

$$\begin{array}{r} 2 \\ + 4 \\ \hline \end{array}$$

$$\begin{array}{r} 17 \\ - 8 \\ \hline \end{array}$$

$$\begin{array}{r} 8 \\ + 5 \\ \hline \end{array}$$

$$\begin{array}{r} 15 \\ - 7 \\ \hline \end{array}$$

$$\begin{array}{r} 4 \\ + 9 \\ \hline \end{array}$$

$$\begin{array}{r} 14 \\ - 5 \\ \hline \end{array}$$

$$\begin{array}{r} 7 \\ + 5 \\ \hline \end{array}$$

$$\begin{array}{r} 8 \\ + 2 \\ \hline \end{array}$$

Spaceship Subtraction

$$\begin{array}{r} 13 \\ -10 \\ \hline \end{array}$$

$$\begin{array}{r} 18 \\ - 2 \\ \hline \end{array}$$

$$\begin{array}{r} 15 \\ -11 \\ \hline \end{array}$$

$$\begin{array}{r} 8 \\ - 0 \\ \hline \end{array}$$

$$\begin{array}{r} 6 \\ - 5 \\ \hline \end{array}$$

$$\begin{array}{r} 17 \\ - 7 \\ \hline \end{array}$$

$$\begin{array}{r} 16 \\ - 2 \\ \hline \end{array}$$

$$\begin{array}{r} 17 \\ -12 \\ \hline \end{array}$$

$$\begin{array}{r} 14 \\ -12 \\ \hline \end{array}$$

$$\begin{array}{r} 19 \\ - 1 \\ \hline \end{array}$$

$$\begin{array}{r} 11 \\ -10 \\ \hline \end{array}$$

$$\begin{array}{r} 20 \\ - 3 \\ \hline \end{array}$$

$$\begin{array}{r} 5 \\ - 5 \\ \hline \end{array}$$

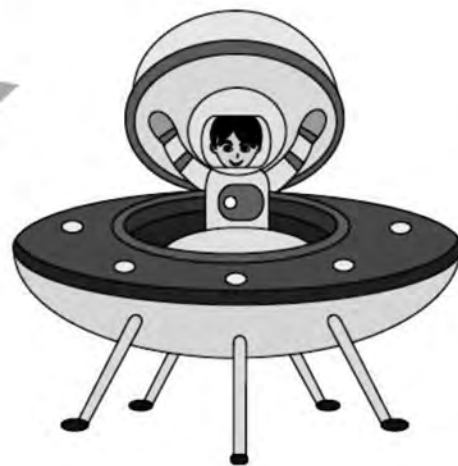
$$\begin{array}{r} 12 \\ - 0 \\ \hline \end{array}$$

$$\begin{array}{r} 9 \\ - 2 \\ \hline \end{array}$$

$$\begin{array}{r} 19 \\ - 4 \\ \hline \end{array}$$

$$\begin{array}{r} 10 \\ - 1 \\ \hline \end{array}$$

$$\begin{array}{r} 20 \\ -14 \\ \hline \end{array}$$



Subtract and map the answer to each letter. Decode the riddle.



$$\begin{array}{r} T) \quad 15 \\ - \quad 5 \\ \hline \end{array}$$

$$\begin{array}{r} A) \quad 13 \\ - 10 \\ \hline \end{array}$$

$$\begin{array}{r} B) \quad 12 \\ - \quad 7 \\ \hline \end{array}$$

$$\begin{array}{r} D) \quad 20 \\ - 13 \\ \hline \end{array}$$

$$\begin{array}{r} E) \quad 9 \\ - \quad 0 \\ \hline \end{array}$$

$$\begin{array}{r} H) \quad 19 \\ - 18 \\ \hline \end{array}$$

$$\begin{array}{r} C) \quad 18 \\ - 12 \\ \hline \end{array}$$

$$\begin{array}{r} S) \quad 10 \\ - \quad 2 \\ \hline \end{array}$$

$$\begin{array}{r} U) \quad 16 \\ - \quad 4 \\ \hline \end{array}$$

$$\begin{array}{r} N) \quad 7 \\ - \quad 3 \\ \hline \end{array}$$

$$\begin{array}{r} V) \quad 6 \\ - \quad 4 \\ \hline \end{array}$$

$$\begin{array}{r} G) \quad 17 \\ - \quad 6 \\ \hline \end{array}$$

$$\begin{array}{r} I) \quad 11 \\ - 11 \\ \hline \end{array}$$


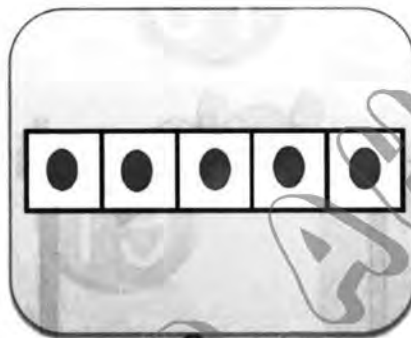




$$\begin{array}{r} O) \quad 14 \\ - \quad 1 \\ \hline \end{array}$$

Why did the owl say 'tweet, tweet'?


5 9 6 3 12 8 9 8 1 9 7 0 7

4 13 10 11 0 2 9 3 1 13 13 10

2) Count and write:



2) Draw ★ according to the number below:



3) Count and match as the example:

6




Twenty seven

7




seven

27



Nineteen

35



six

19



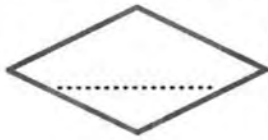
Nine

9



Thirty five

4) Write in digits:



Eighty seven



Thirty eight



Nineteen



Seventy four



Sixty one

5) Write in words:

61

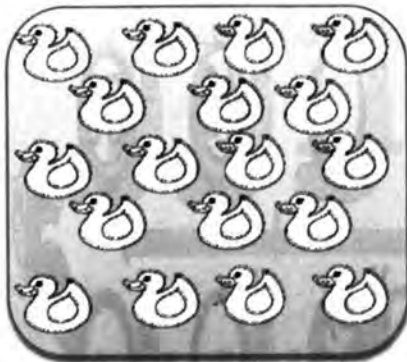
87

43


18

93

6) Color according to the number below:



16



18



19



15



30



23



13



10



8

7) Complete the missing numbers:

0 42 0 0 0 46 0 0 49 50

60 0 0 57 0 0 0 53 0 0

61 0 63 0 65 66 0 68 0 70

8) Complete the missing numbers:

0 17 0 18 0 0

0 0 45 0 47

0 0 71 72 0

11) Circle the greater number:

35

24

18

16

37

28

76

54

66

47

89

68

74

77

Circle the smaller number:

38

47

47

56

74

66

34

68

77

88

44

35

17

23

12) Compare using ($<$, $>$ or $=$):

53

35

48

18

9

17

48

48

38

47

25

25

17

18

16

26

13) Arrange ascendingly:

16 36 87 3 64

.....

15 9 18 1 47

.....

18 39 88 4 66

.....

14) Arrange descendingly:

14 36 18 1 25

.....

5 29 48 1 36

.....

41 46 55 1 83

.....

15) Write the number just after:

54

18

49

88

16) Write the number just before:

 44

 15

 47

 39

17) Write the number between:

16 18

48 50

18) Add the following:

$4+3 = \square$

$7+1 = \square$

$4+4 = \square$

$13+5 = \square$

$15+4 = \square$

$10+3 = \square$

$9+6 = \square$

$10+4 = \square$

$5+2 = \square$

$5+5 = \square$

19) Subtract the following:

$6-1 = \square$

$9-1 = \square$

$4-2 = \square$

$8-4 = \square$

$9-5 = \square$

$10-3 = \square$

$10-1 = \square$


$9-4 = \square$




$7-3 = \square$

$17-8 = \square$


25) life problems:




1) Saher has (4) pounds. His uncle gives him other (3) pounds. How many pounds does Saher have?




Saher has:  +  =  pounds.




2) There were (8) birds in the tree.
(4) birds flew away.
- How many birds were left in the tree?



The left birds:  -  =  birds.

3) Shahd ate (2) pieces of ice cream.
Then she ate (3) other pieces.
- How many pieces of ice cream did she eat?



Shahd ate:  +  =  pieces of ice cream.

26) Write the time below each clock:



27) Draw the hands of each clock and tell the time:

